



Cheetah **Power Seller** Using Speedy Dialer Pro

More Sales in Less Time!

Automatically dials telephone numbers and much more.

**For use with 1 analog land line (such as AT&T or Verizon)
or hardphone VoIP (such as Vonage)**

Make More Money in Less Time for One Time Cost

Move Quickly from Call to Call! No Dialing by Hand!

When a live person answers, you hear them say "Hello", enabling you to talk immediately. When you reach a voicemail or an answering machine, just click to leave 1 of your 3 pre-recorded messages.

**Better than a
Predictive Dialer
because...**

**No Delays!
No Hello..Hello..Hello?
No Dropped Calls!**

Double or Triple your Contacts & Sales

- 💰 Contact More Prospects Faster and Automatically!**
- 💰 Keep Your Customer & Prospect Information Separate, Organized, and Accessible!**

Designed for ...

**Direct Sellers, Network Marketers, MLM Organizations, Home Businesses,
Insurance Agents, Mortgage Brokers, Real Estate Agents, Financial Advisors,
Credit Card Processors, Satellite Companies, Collection Agencies, and more!**



Cheetah – The Power Seller



Only \$299 - One Time Cost

**Price includes: Cheetah Power Seller Software
Speedy Dialer Pro hardware
Headset for talking**



You need to supply:

- 1) Analog land line (RJ-11) or hardphone VoIP service such as Vonage or Ooma**
- 2) Desktop or Laptop PC with Windows XP, Vista, or 7**
- 3) USB or PC microphone to make pre-recorded messages**

**Free ground
shipping in
USA & Canada**

Cheetah – The Power Seller includes:



- 1) Power Dialer** – It automatically **calls your lists of prospects** so you can speak to them live, one after the other, quickly and hands free. Call 2 to 3 times as many people compared to calling by hand. When someone answers your call, you can refer to your scripts to remind you what to say or if you reach an answering machine, you can click to play your pre-recorded message. You'll stay on the line, enabling you to stop the recording if someone picks up their phone while your message is playing. You can just click to send previously prepared E-mails at the same time that you are leaving messages. In addition, you can record your conversations with the click of your mouse. While using the Power Dialer, you can also send a fax to a customer if you have an online fax service such as MetroFax.
- 2) Click Dialer** - Instead of looking back and forth at phone numbers, you can highlight then click any telephone number on your PC. It instantly dials that number and a Key Pad screen pops up, giving you the ability to record the call, read scripts, play pre-recorded messages, and view and edit your address book. Great for **prospecting or calling customers from phone numbers on E-mails, CRM's, spreadsheets, documents, websites, etc.**
- 3) Customer Communicator (CRM)** – This powerful CRM (Customer Relationship Manager) may be used by itself or in tandem with your existing company CRM to **organize and contact your customers**. It has powerful tools so you can call telephone numbers with just the click of a mouse, play pre-recorded messages to answering machines, send pre-typed E-mails, view web pages, get directions and maps of customer locations, mail customized printed cards, and use a Reminder Calendar.
- 4) Phone List Manager** – It provides you with all the necessary **tools to import, edit, sort, and de-duplicate numbers** in both your customer and prospect telephone list(s). A valuable **“Do Not Call” Scrubber** is also included.

Need TAPI?

If you are using a CRM that requires TAPI to make calls, no problem!
The Power Seller includes TAPI plug-in software.

(The Power Seller features are explained in more detail on the following pages.)

Features of Cheetah - The Power Seller:

Communicate Faster with your Customers & Prospects

Call To Speak Live:

- Power Dialing - Your lists are automatically called, one number after the other.
- Click Dialing – A telephone number may be instantly dialed when you highlight then click that phone number. Telephone numbers may be located anywhere on your PC screen. Example: On a CRM, E-mail, document, or web site).

Read Scripts:

- Choose any of your 4 different scripts on your computer screen.

Leave Pre-recorded Messages:

- When you reach an answering machine or voice mail, click on 1 of your 3 pre-recorded messages instead of repeating yourself over and over. (You may personalize each message by saying "Hello (their name), this is (your name), then clicking your pre-recorded message.)

Send E-mails:

- While speaking with someone, you may click an E-mail address, then choose one of your 6 pre-typed E-mails to send instantly. In addition, E-mails can be automatically sent at the same time you are leaving pre-recorded messages.

Send Faxes:

- Just click to send a prepared fax to a customer (if you have a online fax service such as MetroFax).

Record Conversations:

- You can record conversations on your hard drive by simply clicking the record box.

Transfer or Conference Calls:

- You may conference multiple people together or you may transfer calls with or without speaking first to the person to whom the call is being transferred. (Available only if your telephone service offers this feature; if not available, see our Dolphin Power Seller which includes this feature.)

Send Cards:

- Click to choose a high quality glossy card, select or create your message, then automatically mail out Thank You cards, Invitations to Parties, Valued Customer cards, Motivation cards, Birthday cards, Anniversary cards, Congratulations cards, Sympathy cards, Holiday cards, etc.

View Web Pages:

- Click to view and navigate your own web site or your customers' web sites.

View Maps:

- Click to get directions or view or print maps and photos of your customers' and prospects' locations.

Network Socially:

- Just click to connect to Twitter, YouTube, Facebook, or MySpace.

Organize Information about your Customers & Prospects

Stop wasting time shuffling through disorganized papers and forgetting important calls and dates.

Customer Communicator (CRM-Customer Relationship Manager System):

- Get all your information into the Customer Communicator with ease by typing it in or by transferring everything in electronically. Information field labels may be changed as needed.

Search:

- Easily search and find your contacts by name, company, phone number, or other criteria.

Reminder Calendar:

- Organizes and reminds you about appointments, meetings, parties, events, and important dates and times.

Phone Lists:

- Create and call as many lists of telephone numbers as you like. Import the contacts you want to keep into the Customer Communicator or Power Dialer.

Reports:

- Create and print reports based on your selection of criteria.

Do Not Call:

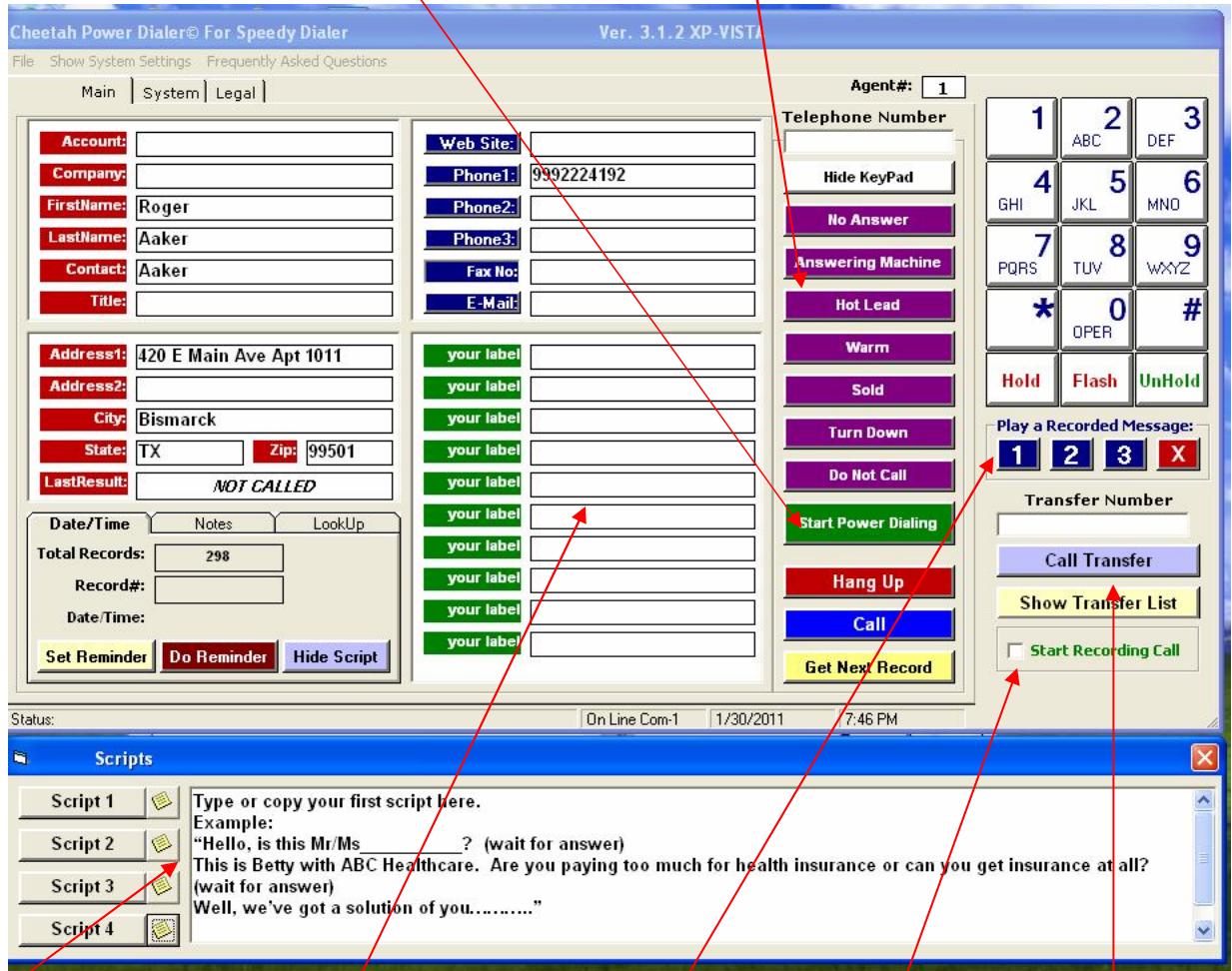
- A Do Not Caller Scrubber is included for removing national Do Not Call numbers from your list; plus, if someone does not want to be called again, just click on the Do Not Call button.

Screenshot of Cheetah's Power Dialer:

The **Power Dialer** is used for calling your lists of **PROSPECTS**. After you speak to someone, just click to disposition (show the level of a prospect's interest) each call. It then automatically calls the next prospect. It goes down your list and calls numbers one after the other. When there's a busy or no answer, it will hang up and dial the next number. The screen below pops up with information you have about each telephone number.

Start Power Dialing: Click this button to start automatically calling one person after the other.

Disposition: After each call, click the disposition and it will hang up and automatically dial the next number and pop up a new screen. You may customize the labels.



Scripts: You may click on one of your 4 scripts whenever you are talking to someone.

Custom Info: Customize these field labels for more information on your customers and leads.

Play A Message: If you reach an answering machine or voice mail, you may click on your pre-recorded message. That saves you from having to repeat yourself over and over.

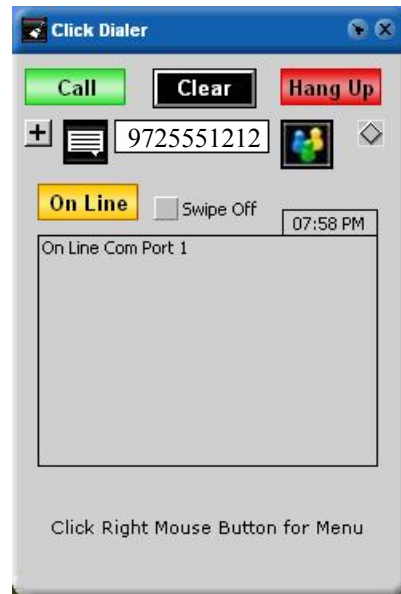
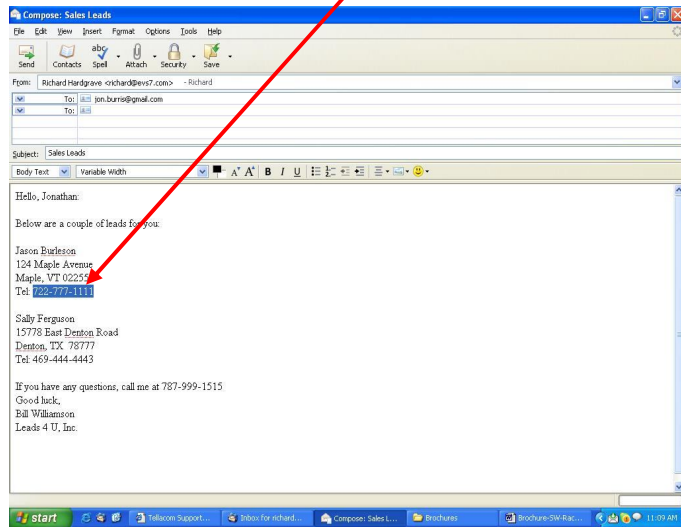
Record Call: Check the box to record the conversation on your PC's hard drive.

Transfer-Conference Calls: You may conference multiple people together or you may transfer calls with or without speaking first to the person to whom the call is being transferred. (Available only if your telephone service offers this feature.)

Important Feature: When you're Power Dialing, you can just click to move a prospect that has turned into a customer or hot lead over to your Customer Communicator CRM (described on a following page).

Screenshot of Cheetah's Click Dialer:

The **Click Dialer** is used for calling telephone numbers you see on your computer screen that are not part of a list, such as on E-mails, web sites, CRM's, Word documents, spreadsheets, etc. Whenever you highlight, then click a telephone number, that number is immediately dialed and the Click Dialer screen instantly pops up.



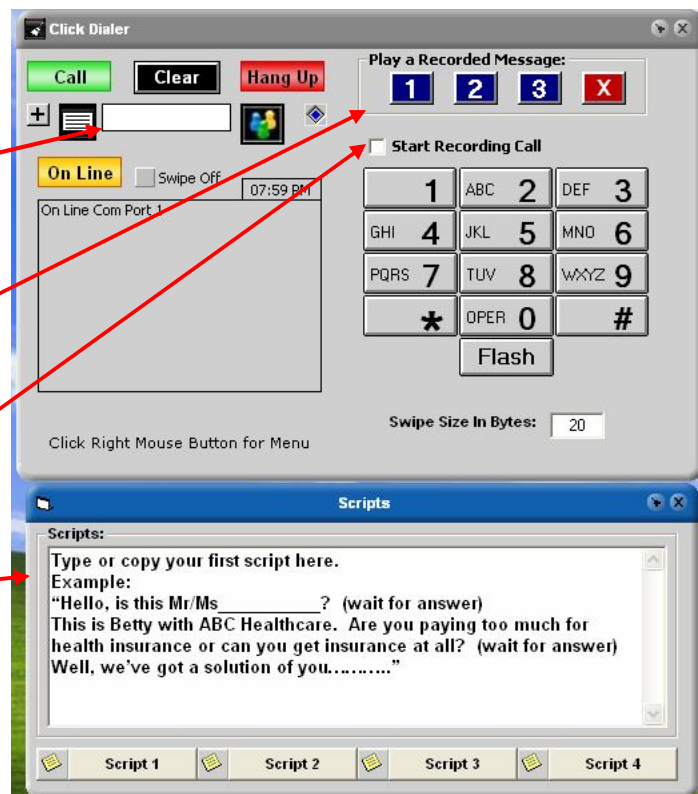
You can expand the screen to view and use the following **Click Dialer Features**:

Call: You can highlight then click to automatically call a phone number or you can type a phone number in the white box at the top (or click the touchtone keys), then click the **Call** button to dial the number and then the **Hang Up** button to end the call.

Pre-recorded Messages: Click to play your pre-recorded message on answering machines or voice mail.

Start Recording Call: Click the little white box to **record a conversation** on your hard drive. Click it again to **stop the recording**.

Scripts: You can create 4 different scripts to assist you when talking to people.



Screenshot of Cheetah's Customer Communicator:

This is your own **CRM** (Customer Relationship Manager).
It's used for **contacting and managing your customers and hot leads** in a variety of ways.

Example: Click Dial to Call to Speak Live, Read Scripts,
Leave a Pre-recorded Message, View Web Sites, Get Directions,
Send a Pre-typed E-mail, Send a Card, Create a Reminder

Purple Section: After each call, click the disposition and go to the next customer.

Red Section: Customer or Prospect information includes company, name, and address.

Blue Section: Includes Web Site launch, telephone numbers to click to dial, and E-mail launch.

The screenshot shows the Communicator CRM interface with the following sections:

- Customer Information (Red Section):** Account: 12345, Company: AAA Company, First Name: Marlin & Carol, Last Name: Aagenes, Contact: Aagenes, Title: [empty].
- Web Site Information (Blue Section):** Web Site: web, Phone1: 9728470625, Phone2: 123-333-5555, Phone3: 222-444-7777, Fax No: fax number, E-Mail: rrr.
- Address (Red Section):** Address1: 8596 Happy Acres, Address2: Main st, City: Oakes, State: TX, Zip: 99474, Country: [empty].
- Call Notes:** 7/18/2010 8:59:46 AM
- Search Section (Bottom Left):** Search criteria for accountno, company, First Name, Last Name, Contact, Phone1, Address1, City, State, Zip.
- Map View (Bottom Center):** Agent Id: No Agent
- Green Section (Bottom Right):** List of labels (lab1-lab10) for cards.

Search Section: Find who and what you need in your CRM by selecting various criteria.

Map View: Automatically takes you to a Google map, directions, and camera view of the address.

Green Section: Customize these labels for more information on your customers & leads.

Send a Card: Click to select a card to be automatically mailed for birthdays, thank you's, holidays, parties, etc.



Cheetah

The Power Seller

Move quickly from call to call, with no delays and no dropped calls!

When a live person answers, you hear them say “ Hello”, enabling you to talk immediately. When you reach voicemail or an answering machine, just click to leave your pre-recorded message.

\$299

One Time Cost

Quantity Discounts:

10 or more = \$249 each

What You Get:

Cheetah Software

Requires Windows XP, Vista, or 7

Speedy Dialer Pro Hardware

Plugs into your PC's USB port.

Headset

Plugs into front of Speedy Dialer



You Need To Supply:

- 1) One analog land line (RJ-11) or hardphone VoIP service ***
- 2) Desktop or Laptop PC with Windows XP or Vista or 7 and a sound card (no Apples, Tablets, or Netbooks)**
- 3) USB or PC Microphone (to make pre-recorded messages)**

* Hardphone VoIP services, such as Vonage, provide routers converting VoIP to standard RJ-11 analog jacks. Check their web sites for any limitations in their service for telemarketing or “excessive” calling.

★ **Contact us if you have any questions!** ★